

L62PER/L63PER

Recessed Perimeter Linear LED Luminaire
For Ambient Lighting



Project: _____
 Cat#: _____
 Type: _____
 Notes: _____

Fixture Options

Example L63PER-D-750F-35K-010-M-G1-WH-16-R1

Series	L62PER L63PER	2" Nominal Recessed 3" Nominal Recessed	
Optics Down	D A G	Diffuse Lambertian Lens Asymmetric Graze	
Direct Distribution	375F 500F 750F 1000F 1250F	375 Lumens per FT 500 Lumens per FT 750 Lumens per FT 1000 Lumens per FT 1250 Lumens per FT* *(L63 Downlight Only)	
Color	30K 35K 40K T26	3000K 3500K 4000K Tunable White 2700K-6500K	
Driver	010 DAL DEX	0-10 volt Dimming to 1% DALI 2.0 Driver Dexal Driver	
Power	M 3	120-277 347	
Ceiling	G1 G9 GS FL MF	15/16" Grid Ceiling 9/16" Grid Ceiling Slot Grid Ceiling Drywall/Structure Mud Flange	
Finish	WH BK SM CC	White Finish Black Finish Silver Metallic Finish Custom Color Finish	
Length (ft)	02 03 04 05 06 07 08 xx	2' Individual Fixture 3' Individual Fixture 4' Individual Fixture 5' Individual Fixture 6' Individual Fixture 7' Individual Fixture 8' Individual Fixture Row Length (1' Increments)	
Regress	R0 R1 R2 R3	Flush 1" 2" 3"	
Options	EB	Emergency Battery Pack – 1000Lm Consult Factory for Options	

Product Description

The L6PER recessed mounted perimeter direct linear LED Luminaire is a slim rectilinear profile suitable for individual or continuous row mounting. Diffuse Lambertian, Asymmetric and Wall Graze Distributions and available in 2" or 3" nominal aperture sizes.

Construction

The L6 housing is constructed out of extruded aluminum and is available in standard white, silver, black or custom powder coat finishes. Lenses are extruded high light transmission UV stable acrylic. Mounting to grid or structure/drywall ceiling.

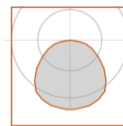
Light Source

Light source comprised of mid power LEDs that are thermally engineered to ensure optimal efficacy's up to 125 lumens per watt and 80+ CRI. Luminaire light output guaranteed to achieve a minimum of 70% luminaire output over 100,000 hours at typical 25 deg. C operating conditions. LED components and luminaires are compliant with IESNA LM80.

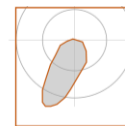
Certification and Warranty

Luminaires carry a limited 5 year warranty and all luminaires are UL listed for indoor damp rated lighting applications.

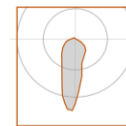
Performance



D-Diffuse



A-Asymmetric

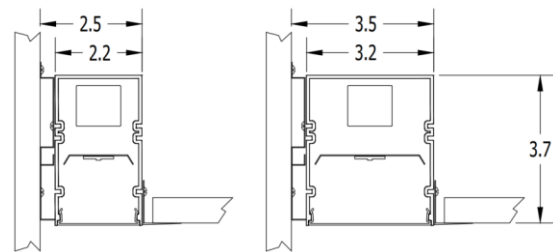


G-Graze

L6_PER	System Lumens (System Watts) for 4' Fixture	
	2" Aperture	3" Aperture
Lumens Down		
375 lm/ft	1494lm (12.1w)	1497lm (14.9w)
500 lm/ft	2006lm (16.3w)	1916lm (18.9w)
750 lm/ft	2928lm (23.5w)	2908lm (29.0w)
1000 lm/ft	4000lm (33.2w)	3954lm (39.6w)
1250 lm/ft		4922lm (51.9w)

Fixture Data for D-Std Diffuse Lens 3500K 4' Fixture. See Page 3 for more data. Lumens/Efficacy multiplier 0.97 for 3000K and 1.03 for 4000K. Test data may vary by +/- 5%.

Dimensions



L62PER

L63PER

Due to ongoing product improvements, specifications are subject to change without notice. Consult website for latest information. www.mojoillum.com

© MOJO ILLUMINATION LLC 2021

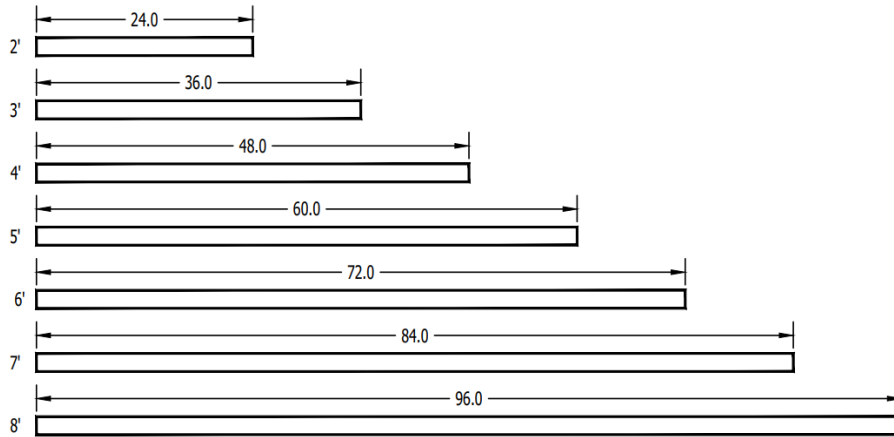


L62PER/L63PER

Recessed Perimeter Linear LED Luminaire
For Ambient Lighting

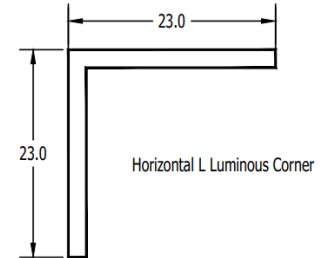


Fixture Sections Lengths

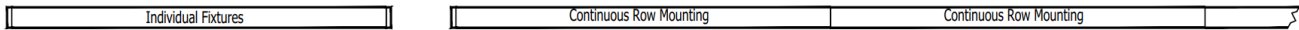


Corners

Consult Factory for other Patterns



Fixture / Row Lengths

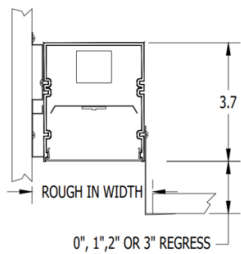


Row Lengths

Fixture Sections	Row Lengths																																								
	2	3	4	5	6	7	8	9	10	11	12	13	14	15	16	17	18	19	20	21	22	23	24	25	26	27	28	29	30	31	32	33	34	35	36	37	38	39	40		
2	1																																								
3		1																																							
4			1					1	1	1	1					1	1	1	1						1	1	1	1					1	1	1	1					
5				1				1				1				1				1					1				1					1							
6					1				1			1				1				1					1				1					1							
7						1				1				1					1						1				1					1							
8							1				1	1	1	1	2	1	1	1	2	2	2	2	3	2	2	2	3	3	3	3	4	3	3	3	4	4	4	4	4	5	

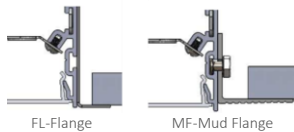
Mounting

FL, MF – Drywall / Structure Ceiling

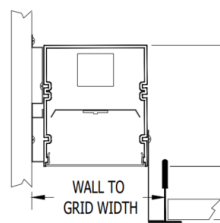


0", 1", 2" OR 3" REGRESS

"Rough In" Width		
Mounting Type	2"	3"
Flange	3"	4"
Flangeless/Trimless	3"	4"

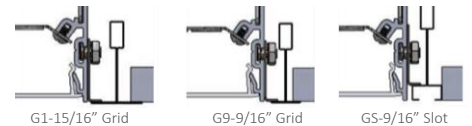


G1, G9, GS - Grid Ceiling



0", 1", 2" OR 3" REGRESS

"Wall to Grid" Width		
Ceiling Type	2"	3"
9/16" Slot	3-1/16"	4-1/16"
9/16" Tegular/Lay-In	3-7/8"	3-7/8"
15/16" Tegular/Lay-In	3-1/4"	4-1/4"



"Rough In" Length

Fixture Length	Aperture	2'	3'	4'	5'	6'	7'	8'
For Flange & Trimless Only	2"	24-11/16"	36-11/16"	48-11/16"	60-11/16"	72-11/16"	84-11/16"	96-11/16"
	3"	24-7/16"	36-7/16"	48-7/16"	60-7/16"	72-7/16"	84-7/16"	96-7/16"

Due to ongoing product improvements, specifications are subject to change without notice. Consult website for latest information. www.mojoillum.com

© MOJO ILLUMINATION LLC 2021



L62PER/L63PER

Recessed Perimeter Linear LED Luminaire

For Ambient Lighting



Performance

Fixture Data for 3500K 4' Fixture

Lumens/Efficacy multiplier 0.97 for 3000K and 1.03 for 4000K.

Test data may vary by +/- 5%

L6_PER-D	System Lumens (System Watts) for 4' Fixture	
Lumens Down	2" Aperture	3" Aperture
375 lm/ft	1494lm (12.1w)	1497lm (14.9w)
500 lm/ft	2006lm (16.3w)	1916lm (18.9w)
750 lm/ft	2928lm (23.5w)	2908lm (29.0w)
1000 lm/ft	4000lm (33.2w)	3954lm (39.6w)
1250 lm/ft		4922lm (51.9w)

L6_PER-A	System Lumens (System Watts) for 4' Fixture	
Lumens Down	2" Aperture	3" Aperture
375 lm/ft	1414lm (12.0w)	1605lm (14.8w)
500 lm/ft	1896lm (16.3w)	2107lm (18.9w)
750 lm/ft	2767lm (23.5w)	3119lm (29.0w)
1000 lm/ft	3764lm (33.2w)	4199lm (39.4w)
1250 lm/ft		5133lm (51.9w)

L6_PER-G	System Lumens (System Watts) for 4' Fixture	
Lumens Down	2" Aperture	3" Aperture
375 lm/ft	1421lm (12.1w)	1589lm (14.8w)
500 lm/ft	1922lm (16.4w)	2082lm (18.9w)
750 lm/ft	2801lm (23.4w)	3084lm (29.0w)
1000 lm/ft	3820lm (33.0w)	4068lm (39.4w)
1250 lm/ft		5079lm (51.8w)

Due to ongoing product improvements, specifications are subject to change without notice. Consult website for latest information. www.mojillum.com

© MOJO ILLUMINATION LLC 2021

