


# L63R-WET

Recessed Direct Linear LED Luminaire  
For Ambient Lighting



WET LOCATION RATED  
COVERED CEILING HORIZONTAL MOUNTING ONLY  
IP 55 RATED

## Fixture Options

Example L63R-WET-D-750F-35K-010-M-FL-WH-16

Series	L63R-WET	3" Nominal Recessed	
Optics Down	D P A G	Standard Diffuse Lens Performance Batwing Optic Asymmetric Optic Graze Optic	
Direct Distribution	375F 500F 750F 1000F 1250F	375 Lumens per FT 500 Lumens per FT 750 Lumens per FT 1000 Lumens per FT 1250 Lumens per FT	
Color	30K 35K 40K T26	3000K 3500K 4000K Tunable White 2700K-6500K	
Driver	010 DAL	0-10 volt Dimming to 1% DALI 2.0 Driver	
Power	M 3	120-277 347	
Ceiling	FL MF	Drywall/Structure Mud Flange	
Finish	WH BK SM CC	White Finish Black Finish Silver Metallic Finish Custom Color Finish	
Length (ft)	02 03 04 05 06 07 08 xx	2' Individual Fixture 3' Individual Fixture 4' Individual Fixture 5' Individual Fixture 6' Individual Fixture 7' Individual Fixture 8' Individual Fixture Row Length (1' Increments)	
Options	EB	Emergency Battery Pack – 1000Lm Consult Factory for Options	

Project: \_\_\_\_\_  
Cat#: \_\_\_\_\_  
Type: \_\_\_\_\_  
Notes: \_\_\_\_\_

## Product Description

The L63R 3" Wet Location Recessed mounted direct linear LED Luminaire is a suitable for under Canopy Applications for individual or continuous row mounting. Continuous Runs to have gasketed intersections between fixture sections.

## Construction

The L6 housing is constructed out of extruded aluminum and is available in standard white, silver, black or custom powder coat finishes. Lenses are extruded high light transmission UV stable acrylic. Mounting to structure/drywall ceiling.

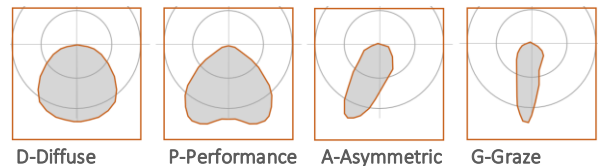
## Light Source

Light source comprised of mid power LEDs that are thermally engineered to ensure optimal efficacies and 80+ CRI. Luminaire light output to achieve a minimum of 70% luminaire output over 100,000 hours at typical 25 deg. C operating conditions. LED components and luminaires are compliant with IESNA LM80.

## Certification and Warranty

Luminaires carry a limited 5 year warranty and all luminaires are UL listed for Wet rated lighting applications.

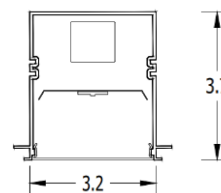
## Distributions



L63R	Performance (4' Fixture)		
Light Level	Lumens	Watts	Lumens/Watt
375	1521	14.6	104.2
500	1952	18.8	103.8
750	2938	29	101.3
1000	3890	39.4	98.7
1250	4856	52.7	92.1

Fixture Data for 3500K 4' Fixture L6\_R-D. Lumens/Efficacy multiplier 0.97 for 3000K and 1.03 for 4000K. Test data may vary by +/- 5%.

## Dimensions



Due to ongoing product improvements, specifications are subject to change without notice. Consult website for latest information. [www.mojoillum.com](http://www.mojoillum.com)

© MOJO ILLUMINATION LLC 2023



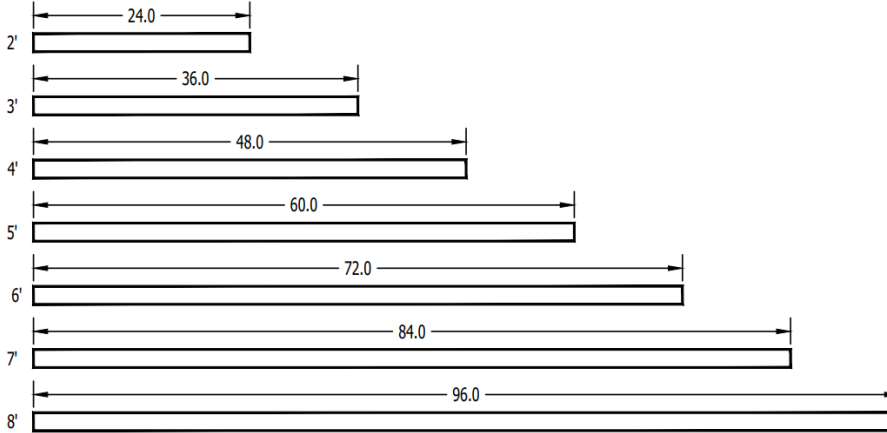
# L63R-WET

Recessed Direct Linear LED Luminaire  
For Ambient Lighting




## Fixture Sections Lengths

Add 1/8" for End Plates



## Fixture / Row Lengths

Add 1/8" for End Plates

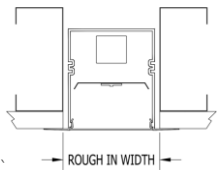


### Row Lengths

	2	3	4	5	6	7	8	9	10	11	12	13	14	15	16	17	18	19	20	21	22	23	24	25	26	27	28	29	30	31	32	33	34	35	36	37	38	39	40		
2	1																																								
3		1																																							
4			1					1	1	1	1					1	1	1	1						1	1	1	1					1	1	1	1					
5				1					1				1				1				1				1	1	1	1					1					1			
6					1					1			1				1				1				1				1					1				1			
7						1					1			1				1				1				1				1					1				1		
8							1					1	1	1	1	2	1	1	1	2	2	2	2	3	2	2	2	3	3	3	3	4	3	3	3	4	4	4	4	5	

## Mounting

FL, MF - Structure



"Rough In" Width	
Mounting Type	3"
FL-Flange	3-5/8"
MF-Mud Flange	3-5/8"



Wet Location "Rough In" Length								
Fixture Length	Aperture	2'	3'	4'	5'	6'	7'	8'
For Flange & Mud Flange Only	3"	24-7/16"	36-7/16"	48-7/16"	60-7/16"	72-7/16"	84-7/16"	96-7/16"

Due to ongoing product improvements, specifications are subject to change without notice. Consult website for latest information. [www.mojoillum.com](http://www.mojoillum.com)

© MOJO ILLUMINATION LLC 2023

